

ATOP NEW SONGS

ATOP 'NEW' SONGS

- BYE BYE LOVE
- CHIM CHIM CHEREE
- FRIDAY I'M IN LOVE
- L.O.V.E.
- MAKE ME SMILE
- PUT A LITTLE LOVE IN YOUR HEART
- RHYTHM OF THE RAIN
- ROCKIN' ALL OVER THE WORLD
- SHOUT
- SORRY SUZANNE
- SURFIN' USA
- TEENAGE KICKS
- YOU SPIN ME RIGHT ROUND

BYE BYE LOVE

YELLOW HIGHLIGHT = D_ DU

INTRO: 4 STRUMS PER CHORD

[F] [C] [F] [C] REPEATED

CALYPSO STRUM

[F] / Bye bye [C] love /// [F] / bye bye [C] happiness /
[F] / Hello [C] loneliness I [C] think I'm [G7] gonna [C] cry / [C7] //
[F] / Bye bye [C] love /// [F] / bye bye [C] sweet caress /
[F] / Hello [C] emptiness I [C] feel like [G7] I could [C] die ///
Bye [C] bye my [G7] love good [C]bye ///

[C] There goes my [G7] baby with someone [C] new
She sure looks [G7] happy I sure am [C] blue
[C7] / She was my [F] baby till he stepped [G7] in
Goodbye to romance that might have [C] been /// [C7]

REGGAE STRUM

[F] / Bye bye [C] love /// [F] / bye bye [C] happiness /
[F] / Hello [C] loneliness I [C] think I'm [G7] gonna [C] cry / [C7] //
[F] / Bye bye [C] love /// [F] / bye bye [C] sweet caress /
[F] / Hello [C] emptiness I [C] feel like [G7] I could [C] die ///
Bye [C] bye my [G7] love good [C]bye ///

CALYPSO STRUM
AND HARMONY

[C] I'm through with [G7] romance
I'm through with [C] love
[C] I'm through with [G7] counting the stars a[C]bove
[C7] / And here's the [F] reason that I'm so [G7] free
My lovin' baby is through with [C] me /// [C] [X] [X] [X]

REGGAE STRUM
AND
LAZY ARPEGGIO

[F] / Bye bye [C] love /// [F] / bye bye [C] happiness /
[F] / Hello [C] loneliness I [C] think I'm [G7] gonna [C] cry / [C7] //
[F] / Bye bye [C] love /// [F] / bye bye [C] sweet caress /
[F] / Hello [C] emptiness I [C] feel like [G7] I could [C] die ///
Bye [C] bye my [G7] love good [C]bye (2, 3, 4)

A CAPPELLA
AND HARMONY

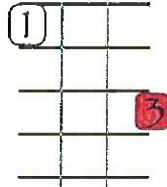
[F] / Bye bye [C] love /// [F] / bye bye [C] happiness /
[F] / Hello [C] loneliness I [C] think I'm [G7] gonna [C] cry / [C7] //
[F] / Bye bye [C] love /// [F] / bye bye [C] sweet caress /
[F] / Hello [C] emptiness I [C] feel like [G7] I could [C] die ///
Bye [C] bye my [G7] love good [C]bye ///
Bye [C] bye my [G7] love good [C]bye ///
Bye [C] bye my [G7] love good [C]bye [Csus] [C]

CALYPSO STRUM
AND HARMONY

Chim Chim Cheree

E+(aug)

Three Beat Waltz Feel



[Am] [E7] [Am] [E7]

D_ DU DU
OR
D_ DU D_
OR
D_ D_ D_

[Am] Chim chiminey [E+] chim chiminey [Am7] chim chim cher [D] ee
A [Dm] sweep is as [Am] lucky as [B7] lucky can [E7] be
[Am] Chim chiminey [E+] chim chiminey [Am7] chim chim cher [D] oo
Good [Dm] luck will rub [Am] off when I [E7] shakes 'ands with [Am] you
Or [Dm] blow me a [Am] kiss and [E7] that's lucky [Am] too

[E7] [Am] [E7] [X] [X]

[Am] Now as the [E+] ladder of [Am7] life 'as been [D] strung
You [Dm] may think a [Am] sweep's on the [B7] bottommost [E7] rung
Though [Am] I spends me [E+] time in the [Am7] ashes and [D] smoke
In [Dm] this 'ole wide [Am] world there's no [E7] 'appier [Am] bloke (2 3)

SINGLE THUMB
STRUM ON EACH
CHORD

a g# g f#
[Am] Chim chiminey [E+] chim chiminey [Am7] chim chim cher [D] ee

f# f e d# e
A [Dm] sweep is as [Am] lucky as [B7] lucky can [E7] be

D_ DU DU
OR
D_ DU D_
OR
D_ D_ D_

a g# g f#
[Am] Chim chiminey [E+] chim chiminey [Am7] chim chim cher [D] oo

f# f e e f# g# a
Good [Dm] luck will rub [Am] off when I [E7] shakes 'ands with [Am] you

a a g f e e e d c b a
Or [Dm] blow me a [Am] kiss and [E7] that's lucky [Am] too

[E7] [Am] [E7] [X] [X]

[Am] I choose me [E+] bristles with [Am7] pride yes I [D] do
A [Dm] broom for the [Am] shaft and a [B7] brush for the [E7] flue
Though I'm [Am] covered with [E+] soot from me [Am7] 'ead to me [D] toes
A [Dm] sweep knows 'e's [Am] welcome where[E7]ever 'e [Am] goes (2 3)

SINGLE THUMB
STRUM ON EACH
CHORD
PLUS
3-STRING PICK

a g# g f#
[Am] Chim chiminey [E+] chim chiminey [Am7] chim chim cher [D] ee

f# f e d# e
A [Dm] sweep is as [Am] lucky as [B7] lucky can [E7] be

a g# g f#
[Am] Chim chiminey [E+] chim chiminey [Am7] chim chim cher [D] oo

f# f e e f# g# a
Good [Dm] luck will rub [Am] off when I [E7] shakes 'ands with [Am] you

a a g f e e e d c b a
Or [Dm] blow me a [Am] kiss and [E7] that's lucky [Am] too

[E7] [Am] [E7] [X] [X]

[Am] Up where the [E+] smoke is all [Am7] billered and [D] curled
'Tween [Dm] pavement and [Am] stars is the [B7] chimney sweep [E7] world
When ther's [Am] 'ardly no [E+] day nor [Am7] 'ardly no [D] night
There's [Dm] things 'alf in [Am] shadow and [E7] 'alf way in [Am] light (2 3)

a b c d
a g# g f#
[Am] Chim chiminey [E+] chim chiminey [Am7] chim chim cher [D] ee

d d a d c a c b f# b b
f# f e e d# e
A [Dm] sweep is as [Am] lucky as [B7] lucky can [E7] be

a b c d
a g# g f#
[Am] Chim chiminey [E+] chim chiminey [Am7] chim chim cher [D] oo

d d a d c a c e e e a
f# f e e f# g# a
Good [Dm] luck will rub [Am] off when I [E7] shakes 'ands with [Am] you

d d d d c c e e e
a a g f e e e d c b
Or [Dm] blow me a [Am] kiss and [E7] that's lucky

D_ DU DU
OR
D_ DU D_
OR
D_ D_ D_

SINGLE THUMB
STRUM ON EACH
CHORD
PLUS
OUTER INNER
INNER PICK

D_ DU DU
OR
D_ DU D_
OR
D_ D_ D_

a b c d
 a g# g f#
 [Am] Chim chiminey [E+] chim chiminey [Am7] chim chim cher [D] ee

d d a d c a c b f# b b
 f# f e d# e
 A [Dm] sweep is as [Am] lucky as [B7] lucky can [E7] be

a b c d
 a g# g f#
 [Am] Chim chiminey [E+] chim chiminey [Am7] chim chim cher [D] oo

d d a d c a c e e e a
 f# f e e f# g# a
 Good [Dm] luck will rub [Am] off when I [E7] shakes 'ands with [Am] you

d d d d c c e ee a
 a a g f e e ed cb a
 Or [Dm] blow me a [Am] kiss and [E7] that's lucky [Am] too

d d d d c c e ee a
 a a g f e e ed cb a
 Or [Dm] blow me a [Am] kiss and [E7] that's lucky [Am] too

d d d d c c e ee a
 a a g f e e ed cb a
 Or **[Dm]** blow me a **[Am]** kiss and [E7] that's lucky **[Am]** too

D_ DU DU
 OR
 D_ DU D_
 OR
 D_ D_ D_

INTRO AND INTERLUDE RIFF (**BOLD TYPE**)



FRIDAY I'M IN LOVE – The Cure (1992)

INTRO RIFF THEN...

[D] [G] [D] [A]
[Bm] [G] [D] [A]

[D] I don't care if [G] Monday's blue
[D] Tuesday's grey and [A] Wednesday
too
[Bm] Thursday I don't [G] care about you
It's [D] Friday I'm in [A] love

[D] Monday you can [G] fall apart
[D] Tuesday Wednesday [A] break my
heart
Oh, [Bm] Thursday doesn't [G] even start
It's [D] Friday I'm in [A] love

[G] Saturday [A] wait
And [Bm] Sunday always [G] comes too
late
But [D] Friday never [A] hesitate...

[D] I don't care if [G] Monday's black
[D] Tuesday, Wednesday [A] heart attack
[Bm] Thursday never [G] looking back
It's [D] Friday I'm in [A] love

[D] [G] [D] [A]
[Bm] [G] [D] [A]

[D] Monday you can [G] hold your head
[D] Tuesday, Wednesday [A] stay in bed
Or [Bm] Thursday watch the [G] walls
instead
It's [D] Friday I'm in [A] love

[G] Saturday [A] wait
And [Bm] Sunday always [G] comes too
late
But [D] Friday never [A] hesitate...

[Bm] Dressed up to the [C] eyes
It's a wonderful sur-[D]prise
To see your [A] shoes and your spirits
[Bm] rise
Throwing out your [C] frown
And just smiling at the [D] sound
And as sleek as a [A] shriek
Spinning round and [Bm] round
Always take a big [C] bite
It's such a gorgeous [D] sight
To see you [A] eat in the middle of the
[Bm] night
You can never get e-[C]nough

Enough of this [D] stuff
It's Friday [A] I'm in love [A7]

[D] I don't care if [G] Monday's blue
[D] Tuesday's grey and [A] Wednesday
too
[Bm] Thursday I don't [G] care about you
It's [D] Friday I'm in [A] love

[D] Monday you can [G] fall apart
[D] Tuesday Wednesday [A] break my
heart
Oh, [Bm] Thursday doesn't [G] even start
It's [D] Friday I'm in [A] love

[D] [G] [D] [A]
[Bm] [G] [D] [A] [D]

UNHIGHLIGHTED = CALYPSO

TURQUOISE = D D D D D D D D OR D U D U D U D U

GREEN = D D D D U OR D D D D

PINK = SINGLE STRUM

UNDERLINED = HARMONIES

VOX

It's Fri- day I'm in love


5 7 (7) 9 9 7 (7)
3 2 (2) 2 2 0 (0)

L.O.V.E.

D_ DU D_ DU THROUGHOUT – EXCEPT: **BOLD TYPE/CAPITALS** = D_ D_ D_ D_
RED AND BLUE TYPE = HARMONY

Intro: [F] [Dm] [Gm7] [C7] [F] [Dm] [Gm7] [C7]

[F] L // is [Dm] for the way you [Gm7] look // at [C7] me ///
[C7] O // is for the only [F] one /// [Dm] see ///
[F7] V // is very very [Bb] // extraordinary
[G] E // is [G7] even more than [C] anyone that [C7] you adore and



[F] Love // is [Dm] all that I can [Gm7] give // to [C7] you ///
[C7] Love // is more than just a [F] game // for [Dm] two ///

[F7] TWO // IN LOVE CAN MAKE IT

[Bb] / TAKE MY HEART AND [G7] PLEASE DON'T BREAK IT

[F] LOVE // WAS [C7] MADE FOR ME AND [F] you /// [F]

[F] L // is [Dm] for the way you [Gm7] look // at [C7] me ///
[C7] O // is for the only [F] one /// [Dm] see ///
[F7] V // is very very [Bb] // extraordinary
[G] E // is [G7] even more than [C] anyone that [C7] you adore and

[F] Love // is [Dm] all that I can [Gm7] give // to [C7] you ///
[C7] Love // is more than just a [F] game // for [Dm] two ///

[F7] TWO // IN LOVE CAN MAKE IT

[Bb] / TAKE MY HEART AND [G7] PLEASE DON'T BREAK IT

[F] LOVE // WAS [C7] MADE FOR ME AND [F] you /// [D7]

LAZY
ARPEGGIO

[G] L! /// [Em] [Am7] [D7]
[D7] O! /// [D7] [G] [Em]
[G7] V! /// [G7] [C] [C]
[A] E! /// [A7] [D] [D7]



SHOUT
OUT THE
LETTERS
L, O ETC.

[G] Love // is [Em] all that I can [Am7] give to [D7] you ///
[D7] Love // is more than just a [G] game // for [Em] two ///

[G7] TWO // IN LOVE CAN MAKE IT

[C] / TAKE MY HEART AND [A7] PLEASE DON'T BREAK IT

[G] LOVE // WAS [D7] MADE FOR ME AND [G] you /// [G]

[G] LOVE // WAS [D7] MADE FOR ME AND [G] you /// [G]

[G] LOVE [X] [X] WAS [D7] MADE FOR ME AND [G] you /// [G] [SG] [G]

LAZY
ARPEGGIO

RED HARMONY (SING ONE OCTAVE LOWER)

Ukulele

Shoo Ba Ba Da Shoo Ba Ba Da Shoo Ba Ba Da Shoo Ba Ba Da

Ukulele

Uke.

Shoo Ba Ba Da Shoo Ba Ba Da Ba

Uke.

5 F C⁷ F D⁷

BLUE HARMONY (SING ONE OCTAVE LOWER)

2

9 G⁷ C A⁷

Uke.

Shoo Ba Ba Da Shoo Ba Ba Da Shoo Ba Ba Da Shoo Ba Ba Da

Uke.

8 8 8 8 8 8 8 8 7 7 7 7 7 7 7 7

13 G D⁷ G G

Uke.

Shoo Ba Ba Da Shoo Ba Ba Da Ba

Uke.

5 5 5 5 5 5 5 3 3 2

17 G D⁷ G G

Uke.

Shoo Ba Ba Da Shoo Ba Ba Da Ba

Uke.

5 5 5 5 5 5 5 3 3 2

21 G D⁷ G G SG G

Uke.

Shoo Ba Ba Da Shoo Ba Ba Da Ba

Uke.

5 5 5 5 5 5 5 3 3 2

Make Me Smile [Come Up And See Me]

CALYPSO STRUM EXCEPT WHERE STATED
GREY HIGHLIGHT = LAZY ARPEGGIO

Pre-intro lead-in

[F] (f) Ooh / (a) Ah / [C] (g) Ooh la-la-la /
[F] (f) Ooh / / / [C] (e) Ooh la-la-la /

D_ D_ D_ DU

[F] (f) Ooh / (a) Ah / [C] (g) Ooh la-la-la /
[F] (f) Ooh / / / [C] (e) Ooh la-la-la /

[G7] (g) Ooh /// [G7] (b) Aah ///
[G7] (g) Ooh /// [G7] (g) Aah ///

DU DU DU DU

[G7] You've done it [F] all you've [C] broken every [G7] code ///
[F] // And pulled the [C] rebel to the

[G7] / (g)Pa pa pa pa pa [G7] (b)Pa pa pa pa pa pa pa
[G7] / (g)Pa pa pa pa pa [G7] (g)Pa pa pa pa pa pa pa
[G7] floor / / / [G7] / / /

DU DU DU DU

[G7] / You spoilt the [F] game no [C] matter what you [G7] say ///
[F] / For only [C] metal - what a

[G7] / (g)Pa pa pa pa pa [G7] (b)Pa pa pa pa pa pa pa
[G7] / (g)Pa pa pa pa pa [G7] (g)Pa pa pa pa pa pa pa
[G7] bore / / / [G7] / / /

DU DU DU DU

[F] // Blue eyes [C] / blue eyes / [F] // How come you [C] tell so many

D_ D_ D_ DU

[G7] lies /// [G7]

DU DU DU DU

[Dm] // Come up and [F] see me make me [C] smi[G7]ile ///
[Dm] // Or do what you [F] want running [C] wi[G7]ild ///

[G7] There's nothing [F] left all [C] gone and run a[G7]way ///
[F] // Maybe you'll [C] tarry for a

[G7] / (g)Pa pa pa pa pa [G7] (b)Pa pa pa pa pa pa pa
[G7] / (g)Pa pa pa pa pa [G7] (g)Pa pa pa pa pa pa pa
[G7] while / / / [G7] / / /

DU DU DU DU

[G7] // It's just a [F] test a [C] game for us to [G7] play ///
[F] // Win or [C] lose it's hard to

[G7] / (g)Pa pa pa pa pa [G7] (b)Pa pa pa pa pa pa pa
[G7] / (g)Pa pa pa pa pa [G7] (g)Pa pa pa pa pa pa pa
[G7] smile / / / [G7] / / /

DU DU DU DU

[F] // Resist [C] resist /// [F] // It's from your[C]self you have to

D_ D_ D_ DU

[G7] hide /// [G7]

DU DU DU DU

[Dm] // Come up and [F] see me make me [C] smi[G7]ile ///
[Dm] // Or do what you [F] want running [C] wi[G7]ild ///

(Solo)
[F] [Em] [F] [Am]
[Em] [Em] [G7] [G7]
[Dm] [F] [C] [G7]
[Dm] [F] [C] [G7]

[G7] There ain't no [F] more you've [C] taken every[G7]thing ///
[F] // From my be[C]lief in Mother

[G7] / (g)Pa pa pa pa pa pa [G7] (b)Pa pa pa pa pa pa pa
[G7] / (g)Pa pa pa pa pa pa [G7] (g)Pa pa pa pa pa pa pa
[G7] Earth / / / [G7] / / / /

DU DU DU DU

[G7] / How can you ig [F]nore my [C] faith in every[G7]thing
[F] // 'Cos I know what [C] faith is and what it's

[G7] / (g)Pa pa pa pa pa pa [G7] (b) Pa pa pa pa pa pa pa
[G7] / (g)Pa pa pa pa pa pa [G7] (g) Pa pa pa pa pa pa pa
[G7] worth / / / [G7] / / / /

DU DU DU DU

[F] // Away a[C]way /// [F] / And don't say [C] maybe you'll

D_ D_ D_ DU

[G7] try /// [G7]

DU DU DU DU

[Dm] // Come up and [F] see me make me [C] smi[G7]ile ///
[Dm] // Or do what you [F] want running [C] wi[G7]ild ///

[F] (f) Ooh / (a) Ah / [C] (g) Ooh la-la-la /
[F] (f) Ooh / / / [C] (e) Ooh la-la-la /

D_ D_ D_ DU

[F] (f) Ooh / (a) Ah / [C] (g) Ooh la-la-la /
[F] (f) Ooh / / / [C] (e) Ooh la-la-la /

[G7] (g) Ooh /// [G7] (b) Aah ///
[G7] (g) Ooh /// [G7] (g) Aah ///

DU DU DU DU

[Dm] // Come up and [F] see me make me [C] smi[G7]ile ///
[Dm] // Or do what you [F] want running [C] wi[G7]ild ///

[F] (f) Ooh / (a) Ah / [C] (g) Ooh la-la-la /
[F] (f) Ooh / / / [C] (e) Ooh la-la-la /

D_ D_ D_ DU

[F] (f) Ooh / (a) Ah / [C] (g) Ooh la-la-la /
[F] (f) Ooh / / / [C] (e) Ooh la-la-la /

[G7] (g) Ooh /// [G7] (b) Aah /// [G7]
[G7] (g) Ooh /// [G7] (g) Aah /// [G7]

DU DU DU DU

PUT A LITTLE LOVE IN YOUR HEART

YELLOW HIGHLIGHT = D_ DU

[G] [G] [C] [G]

D_ D_ D_ DU

[G] Think of your fellow man lend him a helping hand

[C] / Put a little love in your [G] heart ///

[G] You see it's getting late oh please don't hesitate

[C] / Put a little love in your [G] heart //

And the [G] world // will be a [Am] better [D] place

And the [G] world // will be a [Am] better [D] place

CALYPSO

For [D] you // and me // you just wait // and [D] see / [D7] //

DU DU DU DU

[G] Another day goes by and still the children cry

[C] / Put a little love in your [G] heart ///

If [G] you want the world to know we won't let hatred grow

[C] / Put a little love in your [G] heart //

D_ D_ D_ DU

LAZY

ARPEGGIO

And the [G] world // will be a [Am] better [D] place

And the [G] world // will be a [Am] better [D] place

CALYPSO

For [D] you // and me // you just wait // and [D] see / [D7] //

DU DU DU DU

[G] Take a good look around and if you're looking down

[C] / Put a little love in your [G] heart ///

[G] I hope when you decide kindness will be your guide

[C] / Put a little love in your [G] heart //

D_ D_ D_ DU

LAZY

ARPEGGIO

And the [G] world // will be a [Am] better [D] place

And the [G] world // will be a [Am] better [D] place

CALYPSO

For [D] you // and me // you just wait // and [D] see / [D7] //

DU DU DU DU

[C] / Put a little love in your [G] heart ///

[C] / Put a little love in your [G] heart ///

[C] / Put a little love in your [G] heart ///

[C] / Put a little love in your [G] heart [X] [X] [X]

D_ D_ D_ DU

LAZY

ARPEGGIO

[G] TAKE A GOOD LOOK AROUND AND IF YOU'RE LOOKING DOWN
 [C] / PUT A LITTLE LOVE IN YOUR [G] HEART ///
 I [G] HOPE WHEN YOU DECIDE KINDNESS WILL BE YOUR GUIDE
 [C] / PUT A LITTLE LOVE IN YOUR [G] heart //

A CAPPELLA
 STRUM ON
 lower-case

And the [G] world // will be a [Am] better [D] place
 And the [G] world // will be a [Am] better [D] place

CALYPSO

For [D] you // and me // you just wait // and [D] see / [D7] //

DU DU DU DU

[C] / Put a little love in your [G] heart ///
 [C] / Put a little love in your [G] heart ///
 [C] / Put a little love in your [G] heart ///
 [C] Put a little love in your [G] heart

D_ D_ D_ DU
 LAZY
 ARPEGGIO

HARMONY (SING AN OCTAVE LOWER)

Ukulele

G

2 5 5 5 5 5 5 2 5 5 5 5 5 5

An oth er day goes by and still the child ren cry
 Take a good look a round and if you're look ing down

C **G**

7 7 7 7 7 7 7 5 5 2 2 5 5 5 5 5

Put a lit tle love on your heart If you want the world to know
 Put a lit tle love on your heart I hope when you de cide

6 **C** **G**

2 5 5 5 5 5 7 7 7 7 7 7 7 5 5

we won't let hat red grow Put a lit tle love on your heart
 kind ness will be your guide Put a lit tle love on your heart

HARMONY (SING AN OCTAVE LOWER) X4

Uke.

C **G**

Put a lit tle love on your heart

C **G**

Put a lit tle love on your heart

RHYTHM OF THE RAIN – REVISED VERSION 23/1/20

YELLOW HIGHLIGHT = D_ DU

[C] [Am] [C] [G7]
[C] [Am] [C] [G7]

CALYPSO

[C] Listen to the rhythm of the [F] falling rain
[C] Telling me just what a fool I've [G7] been / / /
I [C] wish that it would go and let me [F] cry in vain
And [C] let me be a [G7] lone a [C] gain /

[G7] / Now the [C] only girl I've ever loved has [F] gone away
[C] Looking for a brand new [G7] start / / /
[C] Little does she know that when she [F] left that day
A [C] long with her she [G7] took my [C] heart / [C7] / /

CALYPSO AND
LAZY ARPEGGIO

[F] Rain please tell me now does [Em] that seem fair
For [F] her to steal my [G7] heart away when [C] she don't care
I [Am] can't love another
When my [F] heart's some [G7] where far [C] away / / / [G7] / / /

D_ D_ D_ DU

Now the [C] only girl I've ever loved has [F] gone away
[C] Looking for a brand new [G7] start / / /
[C] Little does she know that when she [F] left that day
A [C] long with her she [G7] took my [C] heart / [G7] / /

CALYPSO

[C] [F] [C] [G7] [C] [F] [C] / / [G7] / / [C] / / [C7] / /

[F] Rain please tell me now does [Em] that seem fair
For [F] her to steal my [G7] heart away when [C] she don't care
I [Am] can't love another
When my [F] heart's some [G7] where far [C] away / / / [G7] / / /

D_ D_ D_ DU

[C] Listen to the rhythm of the [F] falling rain
[C] Telling me just what a fool I've [G7] been / / /
I [C] wish that it would go and let me [F] cry in vain
And [C] let me be a [G7] lone a [C] gain / [G7] / /

CALYPSO

[C] Listen to the rhythm of the [F] falling rain
 [C] Telling me just what a fool I've [G7] been ///
 I [C] wish that it would go and let me [F] cry in vain
 And [C] let me be a [G7] lone a [C] gain / [G7] //

CALYPSO AND
LAZY ARPEGGIO

[C] / Oh listen to the [Am] falling rain /
 [C] / Pitter patter pitter [G7] patter ///
 [C] / Oh listen to the [Am] falling rain /
 [C] / Pitter patter pitter [G7] patter ///
 [C] / Oh listen to the [Am] falling rain /

SLOW DOWN:

[C] / Pitter patter pitter [G7] patter /// **[TC]**

SING AN OCTAVE LOWER ON RED, BOLD-TYPE SECTIONS:

Ukulele

SHOO BA BA DA_ SHOO BA BA DA_ SHOO BA BA DA_ SHOO BA BA DA_

5 Uke.

SHOO BA BA DA_ SHOO BA BA DA_ SHOO BA BA DA_ SHOO

ROCKIN' ALL OVER THE WORLD

INTRO: [C] REPEATED

Oh [C] here we are and here we are and here we go
[F] All aboard and we're hittin' the road
Here we [C] go-oh!
[G7] Rockin' all over the [C] world! /// [C]

Well [C] giddy up and giddy up and get away
[F] We're goin' crazy and we're goin' today
Here we [C] go-oh!
[G7] Rockin' all over the [C] world! /// [C] ///

And I [C] like it I like it I [C7] like it I like it
I [F] li-li-li-like it [D7] li-li-li-li
Here we [C] go-oh!
[G7] Rockin' all over the [C] world! /// [C]

We're [C] gonna tell your Mama what you're gonna do
[F] So come on out with your dancing shoes
Here we [C] go-oh!
[G7] Rockin' all over the [C] world! /// [C] ///

And I [C] like it I like it I [C7] like it I like it
I [F] li-li-li-like it [D7] li-li-li-li
Here we [C] go-oh!
[G7] Rockin' all over the [C] world! /// [C] ///

And I [C] like it I like it I [C7] like it I like it
I [F] li-li-li-like it [D7] li-li-li-li
Here we [C] go-oh!
[G7] Rockin' all over the [C] world! /// [C]

Oh [C] here we are and here we are and here we go
[F] All aboard and we're hittin' the road
Here we [C] go-oh!
[G7] Rockin' all over the [C] world! /// **[C]** [X] [X]

And I **[C]** like it I like it I **[C7]** like it I like it
I **[F]** li-li-li-like it **[D7]** li-li-li-li
Here we **[C]** go-oh!
[G7] Rockin' all over the [C] world! /// [C] ///

THROUGHOUT:

- DU DU DU DU
(ACCENTS ON BEATS 2 AND 4)
- BLUES RIFFS ON C AND F CHORDS

ADD LAZY ARPEGGIO

RIFF 1

RIFF 1

ADD LAZY ARPEGGIO

BOLD TYPE = A CAPPELLA

RIFF 1

And I [C] like it I like it I [C7] like it I like it
 I [F] li-li-li-like it [D7] li-li-li-li
 Here we [C] go-oh!
 [G7] Rockin' all over the [C] world! /// [C]

RIFFS 1 AND 2

And I [C] like it I like it I [C7] like it I like it
 I [F] li-li-li-like it [D7] li-li-li-li
 Here we [C] go-oh!
 [G7] Rockin' all over the [C] world! ///
 [G7] Rockin' all over the [C] world! ///
 [G7] Rockin' all over the [C] world! /// [C] [Csus] [C]

RIFFS 1 AND 2

RIFF 1

And I like I like I like I

like Here we go Rock in' all o ver the world

RIFF 2

Doo doo doo Doo doo doo doo etc.

SHOUT!

[Am] [Am] [Fmaj7] [Fmaj7] [Dm7] [Dm7] [Am] [Am]

[Am] Shout / shout / let it all out / [Fmaj7] these are the things I can do without
Come o-[Dm7]-o-on // I'm talking to you come o-[Am]-o-on // [Am]

[Am] Shout / shout / let it all out / [Fmaj7] these are the things I can do without
Come o-[Dm7]-o-on // I'm talking to you come o-[Am]-o-on //

[Am] /// In [C] violent times /// you shouldn't have to [D] sell your soul /
[D] /// In [C] black and white /// they really really [D] ought to know /

[D] /// Those [C] one track minds /// that took you for a [D] working boy /
[D] /// Kiss [C] them goodbye /// you shouldn't have to [D] jump for joy /
[D] // You shouldn't have to [Am] shout for joy

[Am] Shout / shout / let it all out / [Fmaj7] these are the things I can do without
Come o-[Dm7]-o-on // I'm talking to you come o-[Am]-o-on //

[Am] /// They [C] gave you life /// and in return you [D] gave them hell /
[D] /// As [C] cold as ice /// I hope we live to [D] tell the tale /
[D] // I hope we live to [Am] tell the tale

[Am] Shout / shout / let it all out / [Fmaj7] these are the things I can do without
Come o-[Dm7]-o-on // I'm talking to you come o-[Am]-o-on // [Am]

[Am] Shout / shout / let it all out / [Fmaj7] these are the things I can do without
Come o-[Dm7]-o-on // I'm talking to you come o-[Am]-o-on // [Am]

[C] /// [C] // And when you've taken [D] down your guard /
[D] /// If [C] I could change your mind / I'd really love to [D] break your heart /
[D] // I'd really love to [Am] break your heart

[Am] Shout / shout / let it all out / [Fmaj7] these are the things I can do without
Come o-[Dm7]-o-on // I'm talking to you come o-[Am]-o-on // [Am]

[Am] Shout / shout / let it all out / [Fmaj7] these are the things I can do without
Come o-[Dm7]-o-on // I'm talking to you come o-[Am]-o-on // [Am]

[Am] SHOUT / SHOUT / LET IT ALL OUT /
[Fmaj7] THESE ARE THE THINGS I CAN DO WITHOUT
COME O-[Dm7]-O-ON // I'M TALKING TO YOU COME O-[Am]-O-ON // [Am]

[Am] Shout / shout / let it all out / [Fmaj7] these are the things I can do without
Come o-[Dm7]-o-on // I'm talking to you come o-[Am]-o-on // [Am] [Am]

D_ D_ D_ DU

DD DD DD DD

D_ D_ D_ DU

DD DD DD DD

D_ D_ D_ DU
LAZY
ARPEGGIO

DD DD DD DD

D_ D_ D_ DU
LAZY
ARPEGGIO

A CAPELLA
OFF-BEAT SLAPS

D_ D_ D_ DU
LAZY
ARPEGGIO

RIFF1: SING AN OCTAVE LOWER

Ukulele: Am Fmaj7
Shout! Shout it out Shout! Shout it out

Uke: Dm7 Am
Shout! Shout it out Shout! Shout it out

Detailed description: The image shows two staves of musical notation. The top staff is for Ukulele and the bottom for Uke. Both are in 4/4 time. The Ukulele part starts with an Am chord, followed by a sequence of notes: 0, 0, 2, 3, 3. This is followed by an Fmaj7 chord and another sequence: 0, 0, 2, 3, 3. The Uke part starts with a Dm7 chord, followed by the same sequence: 0, 0, 2, 3, 3. This is followed by an Am chord and the same sequence: 0, 0, 2, 3, 3. The lyrics 'Shout! Shout it out' are written below each staff, with the first 'Shout!' aligned with the first measure and the second 'Shout!' aligned with the fifth measure.

RIFF2: SING AN OCTAVE LOWER

Uke. 9 C D
Na na na naa Na na na na naa Na na na naa Na na

Uke. 12 C
na na na naa Na na na naa Na na na na naa

Uke. 15 D
Na na na naa Na na na na naa

Detailed description: The image shows three staves of musical notation for Ukulele and Uke. The top staff is for Uke. and the bottom two are for Uke. The first staff starts with a C chord, followed by a sequence of notes: 5, 3, 5, 7, 7, 5, 3, 5, 3, 5, 7, 7. This is followed by a D chord and another sequence: 5, 3, 5, 7, 7, 5, 3. The lyrics 'Na na na naa' are written below each staff, with the first 'Na na na naa' aligned with the first measure and the second 'Na na na naa' aligned with the fifth measure. The second staff starts with a C chord and the same sequence: 5, 3, 5, 7, 7, 5, 3, 5, 3, 5, 7, 7. The third staff starts with a D chord and the same sequence: 5, 3, 5, 7, 7, 5, 3, 5, 3, 5, 7, 7.

Dm7

2 3 1 4

Detailed description: A 4x4 grid representing a ukulele fretboard. The top row has a yellow circle with '1' in the second column and a yellow circle with '2' in the first column. The second row has a green circle with '3' in the first column. The bottom row has a red circle with '4' in the fourth column.

Dm7

5 1 1 1 1

Detailed description: A 4x4 grid representing a ukulele fretboard. The top row has a red circle with '5' in the first column and four white circles with '1' in the second, third, fourth, and fifth columns.

Fmaj7

5 1 2

Detailed description: A 4x4 grid representing a ukulele fretboard. The top row has a red circle with '5' in the first column, a white circle with '1' in the second column, and a white circle with '2' in the third column.

Fmaj7

5 2 3

Detailed description: A 4x4 grid representing a ukulele fretboard. The top row has a red circle with '5' in the first column, a white circle with '2' in the second column, and a white circle with '3' in the third column.

CALYPSO STRUM THROUGHOUT

EXCEPT:

BOLD TYPE = D _ D _ D _ DU AND LAZY ARPEGGIO

YELLOW HIGHLIGHT = D _ DU

GREEN HIGHLIGHT = DOWNSTROKES

Sorry Suzanne

Intro: [C] [E7] [F] **[G]** **[G7]**

[C] I can't make it [E7] if you leave me
[Am] // I'm sorry Su[C7]zanne believe me [F] I was wrong //
And I knew I was [G] all along // forgive me

[C] I still love you [E7] more than ever
[Am] // I'm sorry Su[C7]zanne for ever [F] hurting you ///
You know I never [G] wanted to // I'm truly sorry Su[C]zanne // **[D]** // **[D7]** //

[G] / I could never ever [Gmaj7] justify
[G7] / All the tears I [E7] made you cry
[Am] / But I do reg[D7]ret it my Su[G]zanne / you [D7] gotta believe me

[G] / I was lookin' round for [Gmaj7] someone new /
[G7] / What a foolish [E7] thing to do
[Am] / All the time I [D7] knew it / /
[Am] / Heaven knows what [D7] made me do it [G] girl /// [G7] (1, 2, 3) (1, 2, 3)

[C] I can't make it [E7] if you leave me
[Am] // I'm sorry Su[C7]zanne believe me [F] I was wrong //
And I knew I was [G] all along // forgive me

[C] I still love you [E7] more than ever
[Am] // I'm sorry Su[C7]zanne for ever [F] hurting you ///
You know I never [G] wanted to // I'm truly sorry Su[C]zanne // **[D]** // **[D7]** //

[G] / If you would only take me [Gmaj7] back again
[G7] / Things would be so [E7] different then
[Am] / What I wouldn't [D7] give for / /
[Am] / One more chance / to [D7] live for you Su[G]zanne /// [G7] (1, 2, 3) (1, 2, 3)

[C] I can't make it [E7] if you leave me
[Am] // I'm sorry Su[C7]zanne believe me [F] I was wrong //
And I knew I was [G] all along // forgive me

[C] I still love you [E7] more than ever
 [Am] // I'm sorry Su[C7]zanne for ever [F] hurting you ///
 You know I never [G] wanted to // I'm truly sorry Su[C]zanne //
 [G] / I'm truly sorry Su[C]zanne //

SLOWER:

[G] I'm truly sorry Su[C]zanne // **[TC]**

Ukulele

G 4/4 10° 10 10 Gmaj7 9° 9 9 G7 8° 8 8 E7 7° 7 7

Su zanne_ Su zanne_ Su zanne_ Su zanne_

5 Uke. Am 7° 7 7 D7 5° 5 5 3 2 D7

Su zanne_ Su zanne Su zanne

9 Uke. G 10° 10 10 Gmaj7 9° 9 9 G7 8° 8 8 E7 7° 7 7

Su zanne_ Su zanne_ Su zanne_ Su zanne_

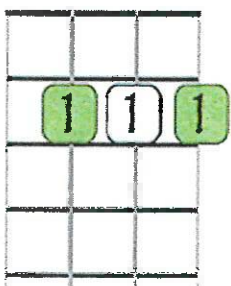
13 Uke. Am 7° 7 7 D7 5° 5 5 Am 7° 7 7

Su zanne_ Su zanne_ Su zanne_

16 Uke. D7 5° 5 5 3 2 G

Su zanne Su zanne

Gmaj7



SURFIN' U.S.A

THROUGHOUT: DU DU DU DU (ACCENT ON OFF-BEATS)
AND BLUES RIFFS ON C AND F CHORDS

[C] / / / / [C] If everybody had an [G7] o / cean / [G7] across the US[C]A / / /
[C] Then everybody'd be [G7] sur / fin / [G7] like Californi[C]a / / /
[C] You'd see em wearing their [F] bag / gies / [F] Huarachi sandals [C] too / / /
[C] A bushy bushy blonde [G7] hair / do / [F] surfin' US[C]A / / /

(g) Inside outside USA (e) Inside outside USA
[C] / You'd catch 'em surfin' at [G7] Del / Mar / / Ventura County [C] line / / /

(g) Inside outside USA (e) Inside outside USA
[C] / Santa Cruz and [G7] Tre / stle / / Australia's Narra[C]been / / /

(f) Inside outside USA (e) Inside outside
[C] / All over Man[F]hat / tan / / and down Doheny [C] way / / /

[C] / Everybody's gone [G7] surf / in' / [F] surfin' US[C]A / / /

[C] / We'll all be planning out a [G7] route / / / [G7] we're gonna take real [C] soon / / /
[C] We're waxing down our [G7] surf / boards / [G7] we can't wait for [C] June / / /
[C] We'll all be gone for the [F] sum / mer / [F] we're on safari to [C] stay / / /
[C] Tell the teacher we're [G7] surf / in' / [F] surfin' US[C]A / / /

(g) Inside outside USA (e) Inside outside USA
[C] / At Haggertys and [G7] Swa / mis / / Pacific Pali[C]sades / / /

(g) Inside outside USA (e) Inside outside USA
[C] / San Onofre and [G7] Sun / set / / Redondo Beach L[C]A / / /

(f) Inside outside USA (e) Inside outside
[C] / All over La [F] Jol / la / / at Waimea [C] Bay / / /

[C] / Everybody's gone [G7] surf / in' / [F] surfin' US[C]A / / / [C]

[G7] [G7] [C] [C]
[G7] [G7] [C] [C]
[F] [F] [C]
[C] / Everybody's gone [G7] surf / in' / [F] surfin' US[C]A / / /

[C] / We'll all be planning out a [G7] route / / / [G7] we're gonna take real [C] soon / / /
[C] We're waxing down our [G7] surf / boards / [G7] we can't wait for [C] June / / /
[C] We'll all be gone for the [F] sum / mer / [F] we're on safari to [C] stay / / /
[C] Tell the teacher we're [G7] surf / in' / [F] surfin' US[C]A / / /

(g) Inside outside USA (e) Inside outside USA

[C] / At Haggertys and [G7] Swa / mis / / Pacific Pali[C]sades / / /

(g) Inside outside USA (e) Inside outside USA

[C] / San Onofre and [G7] Sun / set / / Redondo Beach L[C]A / / /

(f) Inside outside USA (e) Inside outside

[C] / All over La [F] Jol / la / / at Waimea [C] Bay / / /

[C] / Everybody's gone [G7] surf / in' / [F] surfin' US[C]A / / / [C]

[G7] [G7] [C] [C]

[G7] [G7] [C] [C]

[F] [F] [C]

[C] / Everybody's gone [G7] surf / in' / [F] surfin' US[C]A / / /

[C] / Everybody's gone [G7] surf / in' / [F] surfin' US[C]A / / /

[C] Everybody's gone [G7] surf / in' / [F] surfin' US[C]A / / / [C]

TEENAGE KICKS

[C] / / / / [C] / / / [Cmaj7] [Am] / / / / [Am] / / / [Cmaj7]
[C] / / / / [C] / / / [Cmaj7] [Am] / / / / [Am] / / / [Cmaj7]

DU DU DU DU
OFF-BEAT ACCENTS

[C] / A teenage dream's / so hard to beat [Cmaj7]
[Am] / Every time she walks down the street [Cmaj7]
[C] / Another girl in the neighbourhood [Cmaj7]
[Am] / Wish she was mine / she looks so good /

[F] / I wanna hold wanna hold her tight
And get [G7] teenage kicks all through the night /

CALYPSO STRUM

[C] / I'm gonna call her on the telephone [Cmaj7]
[Am] / Have her over 'cos I'm all alone [Cmaj7]
[C] / I need excitement though I need it bad [Cmaj7]
[Am] / And it's the best / I've ever had

DU DU DU DU
OFF-BEAT ACCENTS

f —————→
[F] / I wanna hold wanna hold her tight

CALYPSO STRUM
AND RED HARMONY

f f g —————→
And get [G7] teenage kicks all through the night /

[C] / / / / [C] / / / [Cmaj7] [Am] / / / / [Am] / / / [Cmaj7]
[C] / / / / [C] / / / [Cmaj7] [Am] / / / / [Am] / / / [Cmaj7]

DU DU DU DU
OFF-BEAT ACCENTS

[C] / A teenage dream's / so hard to beat [Cmaj7]
[Am] / Every time she walks down the street [Cmaj7]
[C] / Another girl in the neighbourhood [Cmaj7]
[Am] / Wish she was mine / she looks so good /

DU DU DU DU
OFF-BEAT ACCENTS
AND LAZY ARPEGGIO

f →

[F] / I wanna hold wanna hold her tight

CALYPSO STRUM
AND RED HARMONY

f f g →

And get [G7] teenage kicks all through the night /

[C] / I'm gonna call her on the telephone [Cmaj7]

[Am] / Have her over 'cos I'm all alone [Cmaj7]

[C] / I need excitement though I need it bad [Cmaj7]

[Am] / And it's the best / I've ever had

DU DU DU DU
OFF-BEAT ACCENTS
AND LAZY ARPEGGIO

a →

f →

[F] / I wanna hold wanna hold her tight

CALYPSO STRUM
AND RED AND BLUE
HARMONY

a a b →

f f g →

And get [G7] teenage kicks all through the night /

[C] //// [C] /// [Cmaj7] [Am] //// [Am] /// [Cmaj7]

[C] //// [C] /// [Cmaj7] [Am] //// [Am] /// [Cmaj7]

DU DU DU DU
OFF-BEAT ACCENTS
AND LAZY ARPEGGIO

[C] // [F] // [G7] DUD [C] U

YELLOW HIGHLIGHT = DU D_

You Spin Me Right Round

Intro:

[Am] [Am] [Dm] [Dm]
[Am] [Am] [Dm] [Dm]

Calypso throughout apart from **yellow highlights (D_ DU)**
and **grey highlights (D_ D_ D_ DU)**

Yeah [Am] I / / / [Am] / I get to know your [Dm] name / / /
[Dm] / / / Well and [Am] I / / / [Am] / could trace your private [Dm] number baby [Dm]

[Am] All I know is that to me [C] you look like you're lots of fun
[D] Open up your lovin' arms [E] I want some

Well [Am] I / / / [Am] / I set my sights on [Dm] you / (and no one else will do)
And [Am] I / / / [Am] / I've got to have my [Dm] way now baby [Dm]

Lazy
Arpeggio

[Am] All I know is that to me [C] you look like you're havin' fun
[D] Open up your lovin' arms [E] watch out here I [Am] come

You spin me [C] right round [G] baby
Right [Am] round like a record baby
[D] Right round [E] round round
[Am] / You spin me [C] right round [G] baby
Right [Am] round like a record baby
[D] Right round [E] round round

[Am] [Am] [Dm] [Dm]
[Am] [Am] [Dm] [Dm]

[Am] I (I - I - I) / I got be your [Dm] friend now baby
[Dm] / / / And [Am] I (I - I - I) / would like to move in just a [Dm] little bit closer
(Just a [Dm] little bit closer)

Lazy Arpeggio

Outer-Inner
Fingerpicking

[Am] All I know is that to me [C] You look like you're lots of fun
[D] Open up your lovin' arms [E] Watch out here I [Am] come

You spin me [C] right round [G] baby
Right [Am] round like a record baby
[D] Right round [E] round round

[Am] / You spin me [C] right round [G] baby
Right [Am] round like a record baby
[D] Right round [E] round round

[Am] / You spin me [C] right round [G] baby
Right [Am] round like a record baby

Ukulele

Ukulele

Contralto

I want your love

[D] Right round [E] round round
[D] / I [E] want your

[Am] lo / / / [C] o-o [G] o-o-o [Am] ove / / /

[D] / I [E] want your [Am] lo / / / [C] o-o [G] o-o-o [Am] ove / / / [Am] / / / /

[Am] All I know is that to me [C] You look like you're lots of fun
[D] Open up your lovin' arms [E] Watch out here I [Am] come

You spin me [C] right round [G] baby
Right [Am] round like a record baby
[D] Right round [E] round round

[Am] / You spin me [C] right round [G] baby
Right [Am] round like a record baby

[D] Right round [E] round round
[D] / I [E] want your

[Am] / You spin me [C] right round [G] baby
[Am] lo / / / [C] o-o [G] o-o

Right [Am] round like a record baby
o [Am] ove / / /

[D] Right round [E] round round
[D] / I [E] want your

[Am] / You spin me [C] right round [G] baby
[Am] lo / / / [C] o-o [G] o-o

Right [Am] round like a record baby
o [Am] ove / / /

[D] Right round [E] round round
[D] / I [E] want your