

**DUKESTRA**

**BOOK 2**

# **DUKESTRA 2**

## **CONTENTS:**

1 CHIM CHIM CHEREE

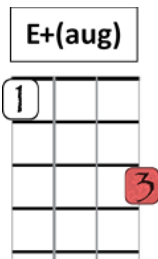
2 L.O.V.E

3 THAT'S AMORE

4 THE WELLERMAN

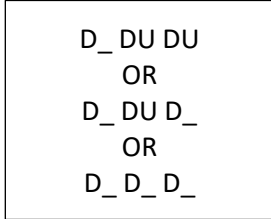
# 1 Chim Chim Cheree

Three Beat Waltz Feel



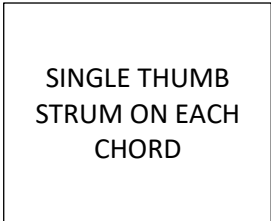
[Am] [E7] [Am] [E7]

[Am] Chim chiminey [E+] chim chiminey [Am7] chim chim cher [D] ee  
 A [Dm] sweep is as [Am] lucky as [B7] lucky can [E7] be  
 [Am] Chim chiminey [E+] chim chiminey [Am7] chim chim cher [D] oo  
 Good [Dm] luck will rub [Am] off when I [E7] shakes 'ands with [Am] you  
 Or [Dm] blow me a [Am] kiss and [E7] that's lucky **[Am] too**

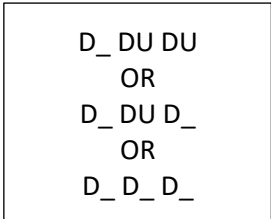


[E7] [Am] [E7] [X] [X]

[Am] Now as the [E+] ladder of [Am7] life 'as been [D] strung  
 You [Dm] may think a [Am] sweep's on the [B7] bottommost [E7] rung  
 Though [Am] I spends me [E+] time in the [Am7] ashes and [D] smoke  
 In [Dm] this 'ole wide [Am] world there's no [E7] 'appier [Am] bloke (2 3)



<sup>a</sup> <sup>g#</sup> <sup>g</sup> <sup>f#</sup>  
 [Am] Chim chiminey [E+] chim chiminey [Am7] chim chim cher [D] ee



<sup>f#</sup> <sup>f</sup> <sup>e</sup> <sup>d#</sup> <sup>e</sup>  
 A [Dm] sweep is as [Am] lucky as [B7] lucky can [E7] be

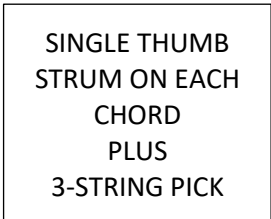
<sup>a</sup> <sup>g#</sup> <sup>g</sup> <sup>f#</sup>  
 [Am] Chim chiminey [E+] chim chiminey [Am7] chim chim cher [D] oo

<sup>f#</sup> <sup>f</sup> <sup>e</sup> <sup>e</sup> <sup>f#</sup> <sup>g#</sup> <sup>a</sup>  
 Good [Dm] luck will rub [Am] off when I [E7] shakes 'ands with [Am] you

<sup>a</sup> <sup>a</sup> <sup>g</sup> <sup>f</sup> <sup>e</sup> <sup>e</sup> <sup>ed</sup> <sup>cb</sup> <sup>a</sup>  
 Or [Dm] blow me a [Am] kiss and [E7] that's lucky **[Am] too**

[E7] [Am] [E7] [X] [X]

[Am] I choose me [E+] bristles with [Am7] pride yes I [D] do  
 A [Dm] broom for the [Am] shaft and a [B7] brush for the [E7] flue  
 Though I'm [Am] covered with [E+] soot from me [Am7] 'ead to me [D] toes  
 A [Dm] sweep knows 'e's [Am] welcome where[E7]ever 'e [Am] goes (2 3)



a g# g f#  
[Am] Chim chiminey [E+] chim chiminey [Am7] chim chim cher [D] ee

D\_ DU DU  
OR  
D\_ DU D\_  
OR  
D\_ D\_ D\_

f# f e d# e  
A [Dm] sweep is as [Am] lucky as [B7] lucky can [E7] be

a g# g f#  
[Am] Chim chiminey [E+] chim chiminey [Am7] chim chim cher [D] oo

f# f e e f# g# a  
Good [Dm] luck will rub [Am] off when I [E7] shakes 'ands with [Am] you

a a g f e e e d c b a  
Or [Dm] blow me a [Am] kiss and [E7] that's lucky [Am] too

[E7] [Am] [E7] [X] [X]

[Am] Up where the [E+] smoke is all [Am7] billered and [D] curled  
'Tween [Dm] pavement and [Am] stars is the [B7] chimney sweep [E7] world  
When ther's [Am] 'ardly no [E+] day nor [Am7] 'ardly no [D] night  
There's [Dm] things 'alf in [Am] shadow and [E7] 'alf way in [Am] light (2 3)

SINGLE THUMB  
STRUM ON EACH  
CHORD  
PLUS  
OUTER INNER  
INNER PICK

a b c d  
a g# g f#  
[Am] Chim chiminey [E+] chim chiminey [Am7] chim chim cher [D] ee

D\_ DU DU  
OR  
D\_ DU D\_  
OR  
D\_ D\_ D\_

d d a d c a c b f# b b  
f# f e d# e  
A [Dm] sweep is as [Am] lucky as [B7] lucky can [E7] be

a b c d  
a g# g f#  
[Am] Chim chiminey [E+] chim chiminey [Am7] chim chim cher [D] oo

d d a d c a c e e e a  
f# f e e f# g# a  
Good [Dm] luck will rub [Am] off when I [E7] shakes 'ands with [Am] you

d d d d c c e ee  
a a g f e e e d c b  
Or [Dm] blow me a [Am] kiss and [E7] that's lucky

a b c d  
a g# g f#  
[Am] Chim chiminey [E+] chim chiminey [Am7] chim chim cher [D] ee

D_ DU DU
OR
D_ DU D_
OR
D_ D_ D_

d d a d c a c b# b b  
f# f e d# e  
A [Dm] sweep is as [Am] lucky as [B7] lucky can [E7] be

a b c d  
a g# g f#  
[Am] Chim chiminey [E+] chim chiminey [Am7] chim chim cher [D] oo

d d a d c a c e e e a  
f# f e e f# g# a  
Good [Dm] luck will rub [Am] off when I [E7] shakes 'ands with [Am] you

d d d d c c e ee a  
a a g f e e ed cb a  
Or [Dm] blow me a [Am] kiss and [E7] that's lucky [Am] too

d d d d c c e ee a  
a a g f e e ed cb a  
Or [Dm] blow me a [Am] kiss and [E7] that's lucky [Am] too

d d d d c c e ee a  
a a g f e e ed cb a  
Or [Dm] blow me a [Am] kiss and [E7] that's lucky [Am] too

INTRO AND INTERLUDE RIFF (**BOLD TYPE**)

Am E7 Am E7

T 3  
A 4  
B

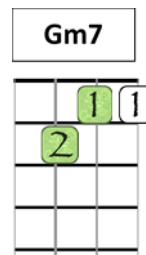
0 7 5 7 | 8 7 5 | 0 7 5 7 | 8 7 5

2 L.O.V.E.

D\_ DU D\_ DU THROUGHOUT – EXCEPT: **BOLD TYPE/CAPITALS** = D\_ D\_ D\_ D\_  
 RED AND BLUE TYPE = HARMONY

Intro: [F] [Dm] [Gm7] [C7] [F] [Dm] [Gm7] [C7]

[F] L // is [Dm] for the way you [Gm7] look // at [C7] me ///  
 [C7] O // is for the only [F] one // | [Dm] see ///  
 [F7] V // is very very [Bb] // extraordinary  
 [G] E // is [G7] even more than **[C]** anyone that **[C7]** you adore and



[F] Love // is [Dm] all that I can [Gm7] give // to [C7] you ///  
 [C7] Love // is more than just a [F] game // for [Dm] two ///

**[F7] TWO // IN LOVE CAN MAKE IT**

**[Bb] / TAKE MY HEART AND [G7] PLEASE DON'T BREAK IT**

**[F] LOVE // WAS [C7] MADE FOR ME AND [F] you /// [F]**

[F] L // is [Dm] for the way you [Gm7] look // at [C7] me ///  
 [C7] O // is for the only [F] one // | [Dm] see ///  
 [F7] V // is very very [Bb] // extraordinary  
 [G] E // is [G7] even more than **[C]** anyone that **[C7]** you adore and

LAZY  
ARPEGGIO

[F] Love // is [Dm] all that I can [Gm7] give // to [C7] you ///  
 [C7] Love // is more than just a [F] game // for [Dm] two ///

**[F7] TWO // IN LOVE CAN MAKE IT**

**[Bb] / TAKE MY HEART AND [G7] PLEASE DON'T BREAK IT**

**[F] LOVE // WAS [C7] MADE FOR ME AND [F] you /// [D7]**

[G] **L!** /// [Em] [Am7] [D7]  
 [D7] **O!** /// [D7] [G] [Em]  
 [G7] **V!** /// [G7] [C] [C]  
 [A] **E!** /// [A7] [D] [D7]



SHOUT  
OUT THE  
LETTERS  
L, O ETC.

[G] Love // is [Em] all that I can [Am7] give to [D7] you ///  
 [D7] Love // is more than just a [G] game // for [Em] two ///

**[G7] TWO // IN LOVE CAN MAKE IT**

**[C] / TAKE MY HEART AND [A7] PLEASE DON'T BREAK IT**

**[G] LOVE // WAS [D7] MADE FOR ME AND [G] you /// [G]**

**[G] LOVE // WAS [D7] MADE FOR ME AND [G] you /// [G]**

**[G] LOVE [X] [X] WAS [D7] MADE FOR ME AND [G] you /// [G] [SG] [G]**

LAZY  
ARPEGGIO

RED HARMONY (SING ONE OCTAVE LOWER)

Ukulele

Ukulele

Uke.

Uke.

5

F

C7

F

D7

Shoo Ba Ba Da Shoo Ba Ba Da Shoo Ba Ba Da Shoo Ba Ba Da

Shoo Ba Ba Da Shoo Ba Ba Da Ba

The Red Harmony section consists of five measures. The first measure is marked with a 5 and the chord F. The second measure is marked with C7. The third measure is marked with F. The fourth measure is marked with D7. The fifth measure is marked with a sharp sign. The notation includes a vocal line with lyrics 'Shoo Ba Ba Da' and two ukulele lines with chord diagrams and fingerings. The ukulele lines are labeled 'Ukulele' and 'Uke.' with 'T', 'A', and 'B' strings indicated. The first ukulele line has a treble clef and a 4/4 time signature. The second ukulele line has a bass clef and a 4/4 time signature. The vocal line has a treble clef and a 4/4 time signature. The lyrics are 'Shoo Ba Ba Da' for measures 1-4 and 'Shoo Ba Ba Da Ba' for measure 5. The chord diagrams are: F (x3211), C7 (x3231), F (x3211), and D7 (x0232).

BLUE HARMONY (SING ONE OCTAVE LOWER)

2

9

G7

C

A7

Uke.

Uke.

Uke.

Uke.

13

G

D7

G

G

Uke.

Uke.

17

G

D7

G

G

Uke.

Uke.

21

G

D7

G

G SG G

Shoo Ba Ba Da Shoo Ba Ba Da Shoo Ba Ba Da Shoo Ba Ba Da

Shoo Ba Ba Da Shoo Ba Ba Da Ba

Shoo Ba Ba Da Shoo Ba Ba Da Ba

Shoo Ba Ba Da Shoo Ba Ba Da Ba

The Blue Harmony section consists of 13 measures, divided into four systems of two staves each. The first system covers measures 9-12, with chords G7, C, and A7. The second system covers measures 13-16, with chords G, D7, G, and G. The third system covers measures 17-20, with chords G, D7, G, and G. The fourth system covers measures 21-24, with chords G, D7, G, and G SG G. The notation includes a vocal line with lyrics 'Shoo Ba Ba Da' and two ukulele lines with chord diagrams and fingerings. The ukulele lines are labeled 'Uke.' and 'Uke.' with 'T', 'A', and 'B' strings indicated. The first ukulele line has a treble clef and a 4/4 time signature. The second ukulele line has a bass clef and a 4/4 time signature. The vocal line has a treble clef and a 4/4 time signature. The lyrics are 'Shoo Ba Ba Da' for measures 9-12 and 'Shoo Ba Ba Da Ba' for measures 13-24. The chord diagrams are: G7 (x3211), C (x3231), A7 (x0232), G (x3211), D7 (x0232), and G SG G (x3211).

### 3 That's Amore

#### SLOW (Solo)

In **[TGm]** Napoli where love is **[TCm]** king  
 When boy meets **[TGm]** girl here's what they **[TD7]** say

#### WALTZ TEMPO (All sing and play)

[G] [G] [G]

**[G]** When the [G] moon hits your eye like a big pizza pie  
 That's a[D7]more [D7] / **that's a[D7]more**  
 [D7] / When the world seems to shine like you've had too much wine  
 That's a[G]more [G] / **that's a[G]more**

G: [G] / Bells will ring ting-a-ling-a-ling ting-a-ling-a-ling  
 B: [G] / Bells will ring-----

G: And you'll sing vita [D7] bella [D7] [D7]  
 B: And you'll sing vita [D7] bella [D7] [D7]

G: [D7] / Hearts will play tippy tippy tay tippy tippy tay  
 B: [D7] / Hearts will play-----

G: Like a gay taran[G]tella [G] [G]  
 B: Like a gay taran[G]tella [G] [G]

[G] / When the stars make you drool just like a pasta fazool  
 That's a[D7]more [D7] / **that's a[D7]more**  
 [D7] / When you dance down the street with a cloud at your feet  
 You're in [B7] love [B7] [E7]

[E7] / When you [Am] walk in a dream  
 But you [Gdim] know you're not dreaming sign[G]o – o[G]re //  
 [G] [G] / Scuzza [D7] me but you see back in old Napoli  
 That's a[G]more [G] [G]

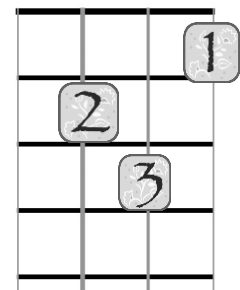
**[G]** When the [G] moon hits your eye like a big pizza pie  
 That's a[D7]more [D7] / **that's a[D7]more**  
 [D7] / When the world seems to shine like you've had too much wine  
 That's a[G]more [G] / **that's a[G]more**

**STRUM:**

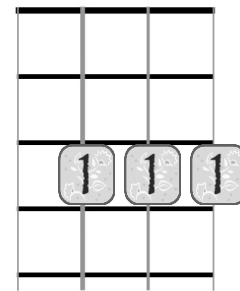
D\_ DU DU      OR      TP\_ DU DU

**OR PICK:**

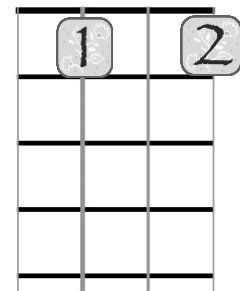
Gm



Cm



Gdim





G: [G] / Bells will ring ting-a-ling-a-ling ting-a-ling-a-ling

B: [G] / Bells will ring-----

G: And you'll sing vita [D7] bella [D7] [D7]

B: And you'll sing vita [D7] bella [D7] [D7]

G: [D7] / Hearts will play tippy tippy tay tippy tippy tay

B: [D7] / Hearts will play-----

G: Like a gay taran[G]tella [G] / lucky [G] fella

B: Like a gay taran[G]tella [G] / lucky [G] fella

[G] / When the stars make you drool just like a pasta fazool

That's a[D7]more [D7] / **that's a[D7]more**

[D7] / When you dance down the street with a cloud at your feet

You're in [B7] love [B7] [E7] **[E7]**

### SLOWER (Solo as per intro)

When you **[TAm]** walk in a dream

But you **[Gdim]** know you're not dreaming

### BACK TO TEMPO (All sing and play)

Sign[G]o – o[G]re //

[G] [G] / Scuzza [D7] me but you see back in old Napoli

That's a[G]more [G] // a[Cm]more [Cm] / that's a[G]more [G] [G] **[G]**

That's a more\_\_\_\_\_

That's a more\_\_\_\_\_

Luc ky fel la\_\_\_\_\_

Musical notation for the first system, featuring a treble clef, a key signature of one sharp (F#), and a 4/4 time signature. The melody consists of three measures, each containing a quarter note followed by an eighth note. The notes are G4, A4, B4, and C5. The lyrics "Bing bong" are written below the notes. The guitar tablature below shows fret numbers 2 and 3 for the first two notes of each measure, with an accent (>) over each note. The strings are labeled T (top), A (middle), and B (bottom).

Musical notation for the second system, identical to the first. The melody consists of three measures, each containing a quarter note followed by an eighth note. The notes are G4, A4, B4, and C5. The lyrics "Bing bong" are written below the notes. The guitar tablature below shows fret numbers 0 and 2 for the first two notes of each measure, with an accent (>) over each note. The strings are labeled T (top), A (middle), and B (bottom).

Musical notation for the third system, identical to the first. The melody consists of three measures, each containing a quarter note followed by an eighth note. The notes are G4, A4, B4, and C5. The lyrics "Bing bong" are written below the notes. The guitar tablature below shows fret numbers 0 and 2 for the first two notes of each measure, with an accent (>) over each note. The strings are labeled T (top), A (middle), and B (bottom).

Musical notation for the fourth system, identical to the first. The melody consists of three measures, each containing a quarter note followed by an eighth note. The notes are G4, A4, B4, and C5. The lyrics "Bing bong" are written below the notes. The guitar tablature below shows fret numbers 2 and 3 for the first two notes of each measure, with an accent (>) over each note. The strings are labeled T (top), A (middle), and B (bottom).

## 4 THE WELLERMAN – For the Original Key: Place a Capo at the 3<sup>rd</sup> Fret

### A Cappella – Starting Notes = G# - A

There [Am] once was a ship that put to sea  
The [Dm] name of the ship was the [Am] Billy of Tea  
The [Am] winds blew up her bow dipped down  
O [E7] blow my bully boys [Am] blow

[F] Soon may the [C] Wellerman come to  
[Dm] bring us sugar and [Am] tea and rum  
[F] One day when the [C] tonguin' is done  
We'll [E7] take our leave and \*[Am] go

### \*Slaps Start Here

[Am] She'd not been two weeks from shore  
When [Dm] down on her a [Am] right whale bore  
The [Am] captain called all hands and swore  
He'd [E7] take that whale in [Am] tow

[F] Soon may the [C] Wellerman come to  
[Dm] bring us sugar and [Am] tea and rum  
[F] One day when the [C] tonguin' is done  
We'll [E7] take our leave and [Am] \*go (\*Single Slap on 'go')

### Heavy Single Strums

Be [Am] fore the boat had [Am] hit the water  
The [Dm] wha-ale's tail came [Am] up and caught her  
All [Am] hands to the side har [Am] pooned and fought her  
[E7] When she dived down [Am] 'low

[F] Soon may the [C] Wellerman come to  
[Dm] bring us sugar and [Am] tea and rum  
[F] One day when the [C] tonguin' is done  
We'll [E7] take our leave and \*[Am] go

### \*Heavy Continuous Downstrokes Start Here

No [Am] line was cut no whale was freed  
The [Dm] Captain's mind was [Am] not on greed  
But [Am] he belonged to the whaleman's creed  
She [E7] took the ship in [Am] tow

f e  
[F] Soon may the [C] Wellerman come to

d e  
[Dm] bring us sugar and [Am] tea and rum

f e  
[F] One day when the [C] tonguin' is done

e f# g# a  
We'll [E7] take our leave and [Am] go

(a) heave heave  
For [Am] forty days or even more

(a) heave heave  
The [Dm] line went slack then [Am] tight once more

(a) heave heave  
All [Am] boats were lost there were only four

(e) heave (a) heave  
but [E7] still that whale did [Am] go

f e  
[F] Soon may the [C] Wellerman come to

d e  
[Dm] bring us sugar and [Am] tea and rum

f e  
[F] One day when the [C] tonguin' is done

e f# g# a  
We'll [E7] take our leave and [Am] go

(a) heave heave  
 As [Am] far as I've heard the fight's still on  
 (a) heave heave  
 The [Dm] line's not cut and the [Am] whale's not gone  
 (a) heave heave  
 The [Am] Wellerman makes his regular call  
 (e) heave (a) heave  
 To en[E7]courage the Captain [Am] crew and all

## A Cappella

f e  
 [F] Soon may the [C] Wellerman come to  
 d e  
 [Dm] bring us sugar and [Am] tea and rum  
 f e  
 [F] One day when the [C] tonguin' is done  
 e f# g# a  
 We'll [E7] take our leave and \*[Am] go

## \*Heavy Downstrokes Start Here

f e  
 [F] Soon may the [C] Wellerman come to  
 d e  
 [Dm] bring us sugar and [Am] tea and rum  
 f e  
 [F] One day when the [C] tonguin' is done  
 e f# g# a  
 We'll [E7] take our leave and [Am] go  
 e f# g# a  
 We'll [E7] take our leave and [Am] go  
 e f# g# a  
 We'll [E7] take our leave and [Am] go